



We are proud to announce the release of **SogoApp**, our proprietary mobile app that allows you to trade stocks and options at your fingertips! Normally, you may download SogoApp through the **App Store** if you have an Apple device or the **Play Store** if you are an Android user.

There may be certain situations where **Android users cannot download SogoApp through the Play Store**. In that case, we have created the following link to allow Android users to download SogoApp.

Note: The phone used in this instruction is an HTC M8. Your phone may have a different installation process.

### Step 1

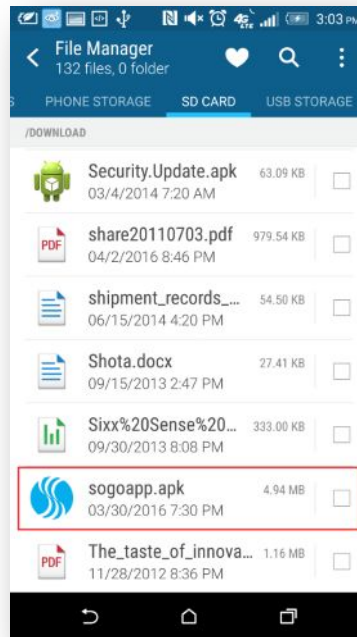
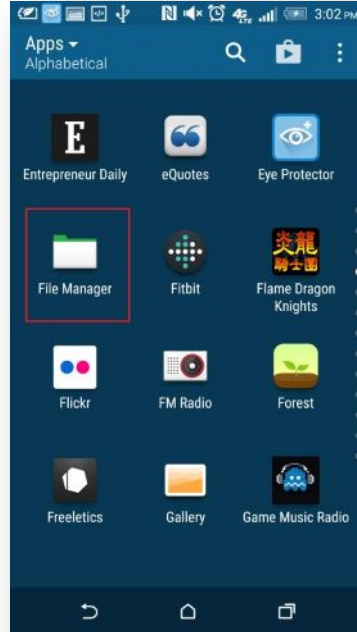
Open the browser on your phone and enter the website <https://content.sogotrade.com/application/SogoApp.apk>.

Your phone might display a warning message as follows. Click "Download".



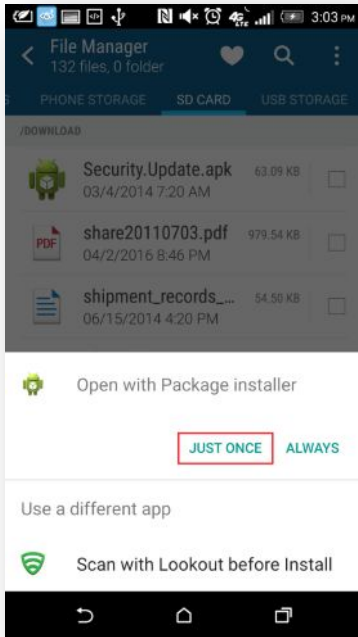
### Step 2

Open the File Manager in your App menu. Find and tap "sogoapp.apk" to install.



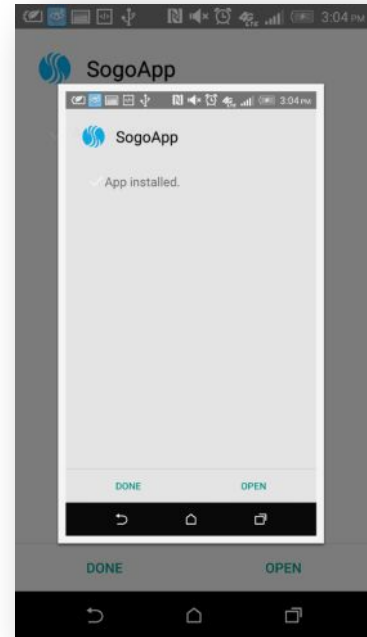
### Step 3

Your phone might display another message asking you whether you want to “Open with Package installer”. Tap “Just Once”.



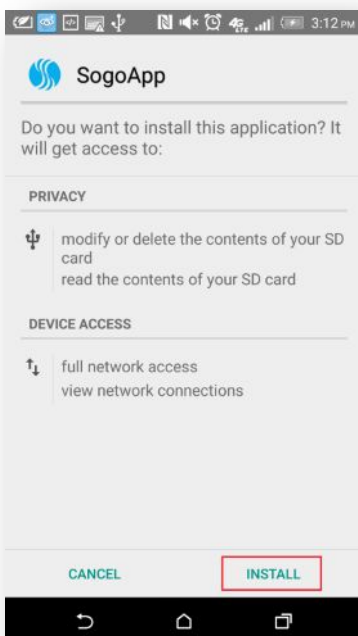
### Step 5

**SogoApp** has been successfully installed. Happy trading!



### Step 4

Tap “Install” when the phone asks you whether you want to install the application.



Please feel free to contact SogoTrade customer service should you require any assistance with this alternative installation for Android users. Our customer service representatives are ready to help you Monday through Friday, 7am – 7pm ET.